



F. H. BRUNDLE

EXPANDED METAL



IF YOU KNOW THE REFERENCE NUMBER YOU REQUIRE, THEN LOOK BELOW FOR STANDARD STOCKED ITEMS. ILLUSTRATIONS OF SOME POPULAR SPECIFICATIONS ARE SHOWN ON THE FOLLOWING PAGES.

NON-STOCKED ITEMS CAN BE QUICKLY PRODUCED. ALL PATTERNS CAN BE CUT TO SIZE IN COMMERCIAL QUANTITIES.

STOCKED PATTERNS (long way of mesh runs the first dimension)

RAISED MESH	REF. No.	SHEET SIZE MM
MILD STEEL	HEX1	1250 x 1250
	HEX2	1251 x 1250
	199	1252 x 1250
	203	1253 x 1250
	209	1254 x 1250
	220	1255 x 1250
	402	1256 x 1250
	798	2500 x 1250
	1196	2400 x 1220
	1292	1220 x 1525
	1294	2440 x 1220
	1295	2441 x 1220
	1576	2442 x 1220
	1595	2443 x 1220
	1597	2444 x 1220
	2088	2445 x 1220
	2089	2446 x 1220
	2091	2447 x 1220
	2496	2448 x 1220
	3092	2449 x 1220
3396	2450 x 1220	
4097	2451 x 1220	
4599	2452 x 1220	
4896	2453 x 1220	
No. 8	2454 x 1220	
MINAR 1	2340 x 1220	
STAINLESS	957MM	313mm wide
	227S	1250 x 1250
	707S	1250 x 1250
	926S	610 x 1070
	927S	420 x 10 metres
	0798S	2500 x 1250
STAINLESS LATH	95S	2500 x 700
ALUMINIUM	351A	1220 x 915
	351A	1250 x 1250
	601A	1220 x 610
	601A	1220 x 1250
	602A	1221 x 610
	901A	610 x 10 metres
	0798A	2500 x 1250
ALUMINIUM		
GOLD ANODISED	351A	1220 x 915
	351A	1250 x 1250

RAISED MESH	REF. No.	SHEET SIZE MM
MILD STEEL	226F	1250 x 1250
	217F	1250 x 2500
	706F	1250 x 1250
	0794F	1250 x 2500
	1279F	2440 x 1220
	1280F	2441 x 1220
	1281F	2442 x 1220
	1282F	2443 x 1220
	1584F	2444 x 1220
	1585F	2445 x 1220
	1601F	1250 x 1250
	2073F	2440 x 1220
	2074F	1220 x 2440
	2076F	2440 x 1220
	2077F	2441 x 1220
	2490F	2442 x 1220
	3393F	2443 x 1220
3394F	1220 x 2440	
3395F	2440 x 1220	
No. 8F	2440 x 1220	
STAINLESS	197SF	1250 x 1250
	0794SF	1250 x 1250
ALUMINIUM	217AF	1250 x 2500
	0794AF	1220 x 2440
	1585AF	2500 x 1250
	2074AF	1250 x 2550
GALVANISED		
EX - PERF	N6659F	1250 x 2500
	N6664F	1250 x 2500
GALVANISED LATH	BB263	2500 x 700

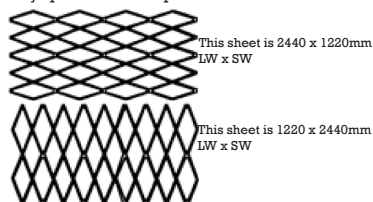
STAINLESS SOFFIT VENT MESH

ORDERING & MEASURING

INFORMATION

When ordering please state:

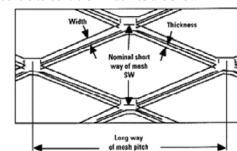
- Reference number of mesh (include any suffix).
- Raw material
- Quantity of sheets of length of coil
- Sheet size or coil width (LW dimension first) The diagrams below illustrate this point
- Any special finish required



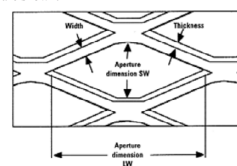
LW - long way of mesh dimension
SW - short way of mesh dimension

75mm x 30 metres

- For conventional meshes with angled strands dimensions from centre to centre of knuckles are shown



- For flattened meshes dimensions of the aperture point to point are shown.



WE OFFER THE WIDEST RANGE OF TOP QUALITY EXPANDED METALS AVAILABLE.

SOUTH & WEST
502 Millbrook Road,
Third Avenue, Millbrook,
Southampton,
SO15 0JX
Tel: 023 8070 3333
Fax: 023 8070 5555

NORTH WEST
Haydock Lane,
Haydock Industrial Park,
St. Helens,
WA11 9XE
Tel: 01942 86 88 88
Fax: 01942 86 88 99

LONDON & SOUTH EAST
Lamson Road,
Ferry Lane North,
Rainham, Essex,
RM13 9YY
Tel: 01708 25 35 45
Fax: 01708 25 35 50

WEST MIDLANDS
Unit 6, Dorset Road,
Saltley Business Park,
Saltley, Birmingham,
B8 1BG
Tel: 0121 327 8999
Fax: 0121 327 85555

EAST MIDLAND & NORTH
Condor Road,
Quarry Hill Ind. Estate,
Ilkeston,
DE7 4RE
Tel: 0115 930 2070
Fax: 0115 951 2455

SCOTLAND
37 St. Clair Street,
Edinburgh,
Scotland,
EH6 8LB
Tel: 0131 656 7400
Fax: 0131 656 7499