



# CRASH BARRIERS

PRODUCT GROUP 12



Corrugated type crash barrier, also known as guardrail is used throughout Britain, along roads, in factories, vehicle parks and industrial premises to protect people, property and plant installations from the dangers of impact by vehicles and to minimise expensive repairs and consequential losses from such accidents.

Crash Barrier gives your valuable stock, plant and buildings the best possible protection from damage caused by moving vehicles and forklift trucks. Components are replaceable, and have a maintenance free life of up to 30 years.

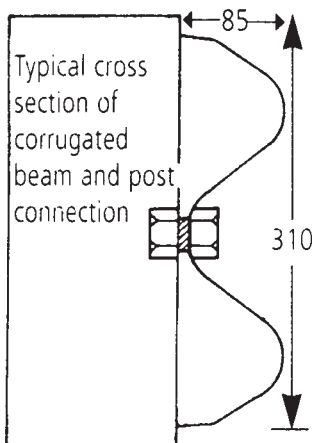
### "Locate and protect those hazardous areas without delay"

This safety barrier is British made and galvanised to BS729. It is mostly tensioned corrugated beam with a nominal post spacing of 3.2 metres. The beams, weighing about 40kg each are made to BS4360 from 3mm thick steel and are 3.5 metres long overall. They are simply bolted to fixed steel posts and spliced together using 8 No. M16 x 35 grade 8.8 bolts to form a continuous protective run. Beam centre height is usually about 610mm above ground level. All our beams are guaranteed straight and undamaged



### HOW TO ORDER

1. OVERALL LENGTH OF EACH RUN  
= NUMBER OF BEAMS REQUIRED
2. BOLT DOWN OR CONCRETE IN POSTS  
= NUMBER OF POSTS
3. ANY CORNERS OR ENDS  
= NUMBER REQUIRED
4. NUMBER OF LAP BOLTS (8 PER BEAM)
5. NUMBER OF POST BOLTS (1 PER POST)



### BEAMS



STRAIGHT 3.2m NOMINAL LENGTH (overall 3.5m) Code No. 120132

Post centres normally 3.2m and 1.6m (1.9m) for extra strength

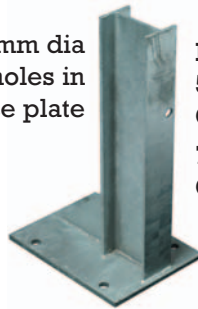
### POST BOLTS & NUTS

M16 x 50mm  
Code No. 120501

### LAP BOLTS & NUTS c/w

2 WASHERS  
M16 x 50mm  
Code No. 120401

20mm dia holes in base plate



### BOLT-DOWN POSTS

560mm HIGH  
Code No. 120201  
760mm HIGH  
Code No. 120202

Fixing hole 175mm down

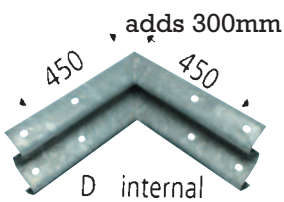
### CONCRETE IN POSTS

1200mm Code No. 120212  
1500mm Code No. 120215  
1800mm Code No. 120218

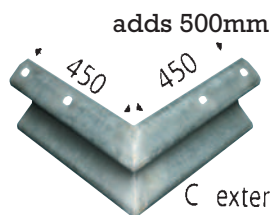


### YELLOW PLASTIC END PROTECTORS


Code No. 120305



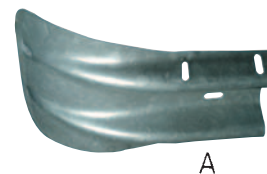
**CORNER INTERNAL 90°**  
Code No. 120304



**CORNER EXTERNAL 90°**  
Code No. 120303



**BULLNOSE END TYPE "B"**  
Code No. 120302



**FISHTAIL END TYPE "A"**  
Code No. 120301

fishtail adds 540mm from end post