


## 230V SWING GATE KIT FOR A SINGLE GATE

Up to 400kg @ 5m or up to 1000kg @ 2m



We would always advise you to spec your jobs with safety edges. When you see this symbol it is imperative that at least one is used.



Code	Description	Quantity
001 <b>ATS50AGS</b>	Irreversible gearmotor for swing gates up to 3m per leaf.	1
002 <b>ZA3P</b>	Multifunction control panel for two-leaved swing gates, with limit-switch control and slow-down speed adjusting.	1
001 <b>AF43S</b>	Plug-in radio-frequency control card	1
<b>806TS-0102</b>	TOPD4FKS - Four-channel dual frequency transmitter with self-learning function, black colour. (16,777,216 in TAM mode, 4,096 combinations in TOP mode)	2
001 <b>TOP-A433N</b>	Tuned Antenna.	1
001 <b>DIR10</b>	Pair of 12 - 24 V AC - DC outdoor photocells – range 10 m.	1



# ATS50AGS

Gate leaves of up to 5 m



**ATS is the automation for swing gates that can be installed in any setting, even on very deep posts**

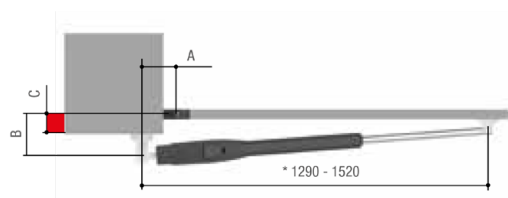


- Universal solution for installation posts with C max up to 200mm.
- Resistant telescopic motor made of aluminium and steel
- Versatile and reliable with 230 V AC and 24V DC versions.
- Perfect slowdown management and obstacle detection thanks to the encoder.
- Silent and fluid movements thanks to the bevel gear motor.
- Modern design and tapered shape thanks to the axial gearmotor.

## Dimensions (mm)



## Application (mm)



\* Dimensions related to models 801MP-0050 - 801MP-0070

## Application dimension (mm)

MODELS	801MP-0060		
GATE LEAF OPENING (°)	A	B	C Max.
90	200	200	150
90	200	270	200
90	-	-	-
120	200	140	70

## Limits to use

MODELS	801MP-0060				
Maximum door-leaf length (m)	5	4	3	2.5	2
Max leaf weight (kg)	400	500	600	800	1000
Max. leaf opening (°)	120	120	120	120	120


For leaves longer than 2.5 m, it is always recommended to install an electric lock, to ensure efficient closing of the gate.  
Its installation is mandatory in the case of irreversible gear motors.

## Technical features

MODELS	801MP-0060
Protection rating (IP)	54
Power supply (V - 50/60 Hz)	230 AC
Motor power supply (V)	230 AC
Cycles/hour	20
Current draw (A)	1
Power (W)	250
Opening time at 90° (s)	20
Thrust (N)	400 to 3000
Operating temperature (°C)	-20 to +55

# ZA3P

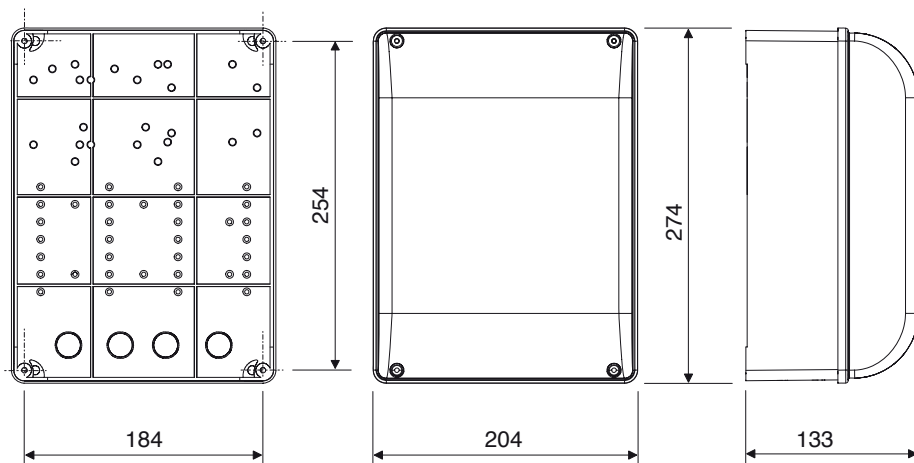
Control panel



## Control panel for 230V gearmotors

- Multi-feature control panel for swing gates, with manageable limit-switches and slow-down speed adjusting.

## Dimensions (mm)



## Technical characteristics

MODEL	ZA3P
Protection rating (IP)	54
Power supply (V - 50/60 Hz)	230 AC
Absorption when idle (mA)	60
Max. power* (W)	600
Casing material	ABS
Operating temperature (°C)	-20 to +55
Insulation class	□

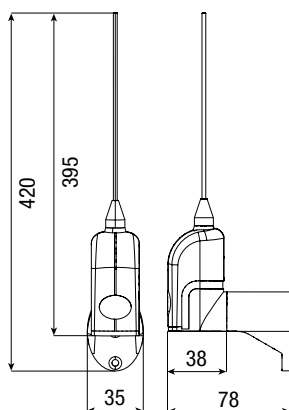
# ACCESSORIES

## TOPA433N

Tuned Antenna for 433.92Mhz



### Dimensions (mm)



### Operational limits


MODELS	TA433N
Max. range of radio (m)	50 ÷ 150

### Technical characteristics

MODELS	TA433N
Radio signal frequency (Mhz)	433.92Mhz

## AF43S

Radio frequency control card 433.92MHz



- Dip-switches for code and function selection
- Function enabling button
- Red signalling LED
- Green signalling LED
- Backup board
- Plug-in connector on receivers

### Technical characteristics

MODELS	AF43S
Power supply (V±10%)	5
Current draw (mA)	5.5
Encoding type	ASK
Operating temperature (°C)	-20 to +55
Sensitivity (dBm)	-107

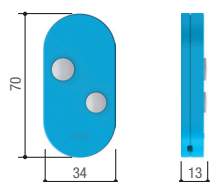
## TOPD4FKS

Radio command at 433.92 and 868.35 Mhz fixed code



- Manages several operators on different frequencies.
- One device to manage two frequencies, that is, 433.92 MHz and 868.35 MHz.
- Uses only one CR2032 battery.
- Flat battery alert
- No setting required when selecting the frequency
- Comes in two-channel and four-channel versions.
- Available in six different colours.
- Surface-mounted receiver modules 806RV-0010 and 806RV-0020 - CAME KEY compatible.

### Dimensions (mm)



### Operational limits

MODELS	806TS-0102
Max. range of radio (m)	50 ÷ 150

### Technical characteristics

MODELS	806TS-0102
Combinations	4.096 - 16.777.216
Radio signal frequency (Mhz)	433,92 - 868,35
Operating temperature (°C)	-20 ÷ +55
Material	POLYCARBONATE

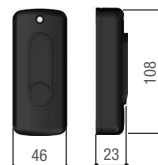
## DIR10

Photocells



- Control the gate's area of movement
- Infrared beam, even synchronised, to prevent any external signal disturbances.
- For the DIR series photocells, there is a double-height post, and a new PVC version of the post, for installing in entry and exit points where heavy vehicles drive through.
- High degree of protection against weathering.

### Dimensions (mm)



### Operational limits

MODELS	DIR10
Max. range of radio (m)	10

### Technical characteristics

MODELS	DIR10
Protection rating (IP)	54
Power supply (V)	12 - 24 AC - DC
Absorption	60
Max. rating of 24 V (A) relay contacts	0,5
Operating temperature (°C)	-20 ÷ +55
Material	ABS - POLYCARBONATE