


24V SWING GATE KIT FOR A SINGLE GATE

Up to 400kg @ 5m or up to 1000kg @ 2m



Code	Description	Quantity
001 ATS50DGS	Irreversible gearmotor for swing gates up to 3m per leaf.	1
002 ZL65	Multifunction control panel for two-leaved swing gates, with limit-switch control and slow-down speed adjusting.	1
001 AF43S	Plug-in radio-frequency control card	1
806TS-0122	TOPD4RKS - Double frequency 4-button rolling code transmitter, black colour. 4,294,967,896 combinations.	2
001 TOP-A433N	Tuned Antenna.	1
001 DIR10	Pair of 12 - 24 V AC - DC outdoor photocells – range 10 m.	1



ATS50DGS

Gate leaves of up to 5 m



ATS is the automation for swing gates that can be installed in any setting, even on very deep posts

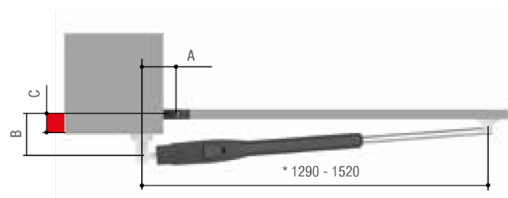


- Universal solution for installation posts with C max up to 200mm.
- Resistant telescopic motor made of aluminium and steel
- Versatile and reliable with 230 V AC and 24V DC versions.
- Perfect slowdown management and obstacle detection thanks to the encoder.
- Silent and fluid movements thanks to the bevel gear motor.
- Modern design and tapered shape thanks to the axial gearmotor.

Dimensions (mm)



Application (mm)



* Dimensions related to models 801MP-0050 · 801MP-0070

Application dimension (mm)

MODELS	801MP-0080		
	A	B	C Max.
GATE LEAF OPENING (°)			
90	200	200	150
90	200	270	200
90	-	-	-
120	200	140	70

Limits to use

MODELS	801MP-0080				
Maximum door-leaf length (m)	5	4	3	2.5	2
Max leaf weight (kg)	400	500	600	800	1000
Max. leaf opening (°)	120	120	120	120	120

For leaves longer than 2.5 m, it is always recommended to install an electric lock, to ensure efficient closing of the gate. Its installation is mandatory in the case of irreversible gear motors.

Technical features

MODELS	801MP-0080
Protection rating (IP)	54
Power supply (V - 50/60 Hz)	230 AC
Motor power supply (V)	24 DC
Cycles/hour	CONTINUOUS SERVICES
Current draw (A)	8 Max
Power (W)	80
Opening time at 90° (s)	15 to 30
Thrust (N)	400 to 3000
Operating temperature (°C)	-20 to +55

ZL65

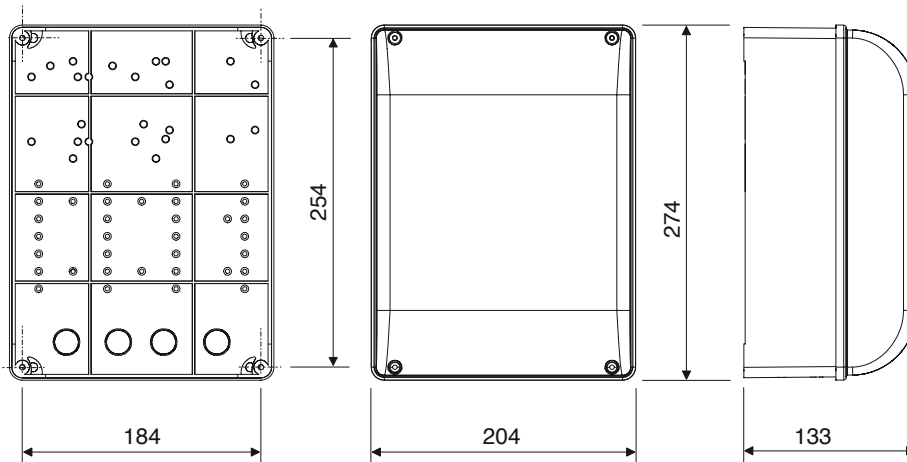
Control panel



Control panel for 24V gearmotors

- Control panel for one or two-leaved swing gates with graphic display, divided into programming and warning and self-diagnosing safety devices.

Dimensions (mm)



Technical characteristics

MODELS	ZL65
Protection rating (IP)	54
Power supply (V - 50/60 Hz)	230 AC
Input voltage motor (V)	24 DC
Stand-by consumption (W)	7
Stand-by consumption with the RGP1 (W) module	0.5
Maximum power (W)	300
Casing material	ABS
Operating temperature (°C) -	-20 to +55
Insulation class	□
Weight (Kg)	3.6

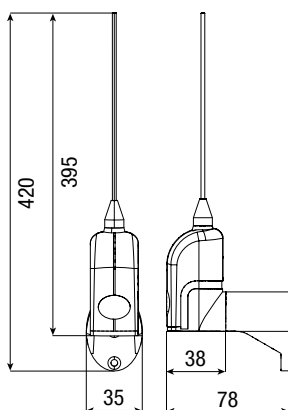
ACCESSORIES

TOPA433N

Tuned Antenna for 433.92Mhz



Dimensions (mm)



Operational limits


MODELS	TA433N
Max. range of radio (m)	50 ÷ 150

Technical characteristics

MODELS	TA433N
Radio signal frequency (Mhz)	433.92Mhz

AF43S

Radio frequency control card 433.92MHz



- Dip-switches for code and function selection
- Function enabling button
- Red signalling LED
- Green signalling LED
- Backup board
- Plug-in connector on receivers

Technical characteristics

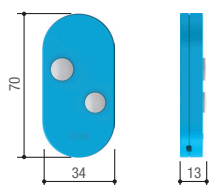
MODELS	AF43S
Power supply (V±10%)	5
Current draw (mA)	5.5
Encoding type	ASK
Operating temperature (°C)	-20 to +55
Sensitivity (dBm)	-107

TOPD4RKS

Rolling code 433.92 and 868.35 Mhz radio control



Dimensions (mm)



- Manages several operators on different frequencies.
- One device to manage two frequencies, that is, 433.92 MHz and 868.35 MHz.
- More secure thanks to the dynamic code.
- Uses only one CR2032 battery.
- Flat battery alert
- No setting required when selecting the frequency
- Comes in two-channel and four-channel versions.
- Available in six different colours.
- Surface-mounted receiver modules 806RV-0010 and 806RV-0020 - GAME KEY compatible.

Operational limits

MODELS	806TS-0122
Max. range of radio (m)	50 ÷ 150

Technical characteristics

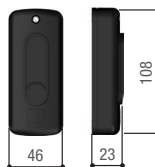
MODELS	806TS-0122
Combinations	4.294.967.896
Radio signal frequency (Mhz)	433,92 - 868,35
Operating temperature (°C)	-20 ÷ +55
Material	POLYCARBONATE

DIR10

Photocells



Dimensions (mm)



- Control the gate's area of movement
- Infrared beam, even synchronised, to prevent any external signal disturbances.
- For the DIR series photocells, there is a double-height post, and a new PVC version of the post, for installing in entry and exit points where heavy vehicles drive through.
- High degree of protection against weathering.

Operational limits

MODELS	DIR10
Max. range of radio (m)	10

Technical characteristics

MODELS	DIR10
Protection rating (IP)	54
Power supply (V)	12 - 24 AC - DC
Absorption	60
Max. rating of 24 V (A) relay contacts	0,5
Operating temperature (°C)	-20 ÷ +55
Material	ABS - POLYCARBONATE